11 - OPERATOR'S POSITION

11.1 - INTRODUCTION

ATTENTION
BEFORE PROCEEDING TO THE MACHINE STARTING, THE OPERATOR MUST HAVE CAREFULLY RED THE PRESENT BOOKLET AND AQUIRED PROPER CONFIDENCE WITH THE MACHINE AND WITH ALL ITS COMMANS.

11.2 - OPERATOR'S POSITION DURING THE WORKING

IMPORTANTE
During the machine working, the operator must particularly care his position, in order to avoid any potential occasion of danger for himself and for nearby people.

The area near to the machine has been divided in three zones:

- operator's zone
- dangerous zone
- residual hazard zone

BROSIOMECCANICA costruzioni meccaniche

PATENT PENDING PATENT PENDING PATENT PENDING PATENT PENDING

11.2.1 - Operator's zone

They constitute all zones in which the operator must stay during the working sequences.

TABLE 5 - operator's zone

zone	description	note
1	COMMAND PANEL	• *Zone for the starting of automatic working phase*
2	MATTRESS LOADING	• *Zone with transport-carpet/roll-conveyor: pay attention to the mattress transport starting phase*
3	MATTRESS UNLOADING	• *Zone with transport-carpet: pay attention to the mattress transport starting phase* • *Pay attention to the rolled-up mattress evacuation phase*

DRAWING 12 - **operator's zone**

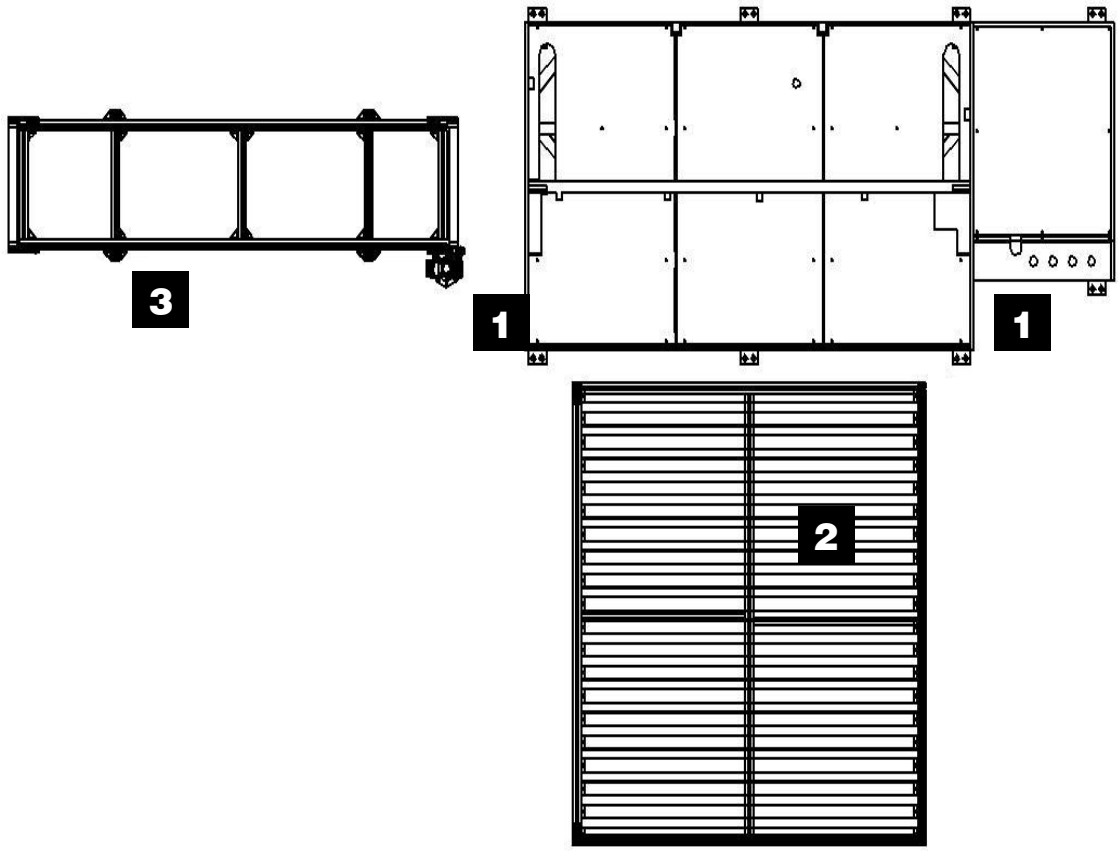

PATENT PENDING PATENT PENDING PATENT PENDING PATENT PENDING

11.2.2 - Dangerous zone

They constitute all zones in which the operator must not stay: in these zones only qualified personnel, authorised by the company to operate special services, can accede.

TABLE 6 - dangerous zone

zone	description	note
4	ELECTRIC CABINET AND COMMAND PANEL	• *Presence of electric tension* • *Access permitted only to qualified tchnical personnel*
5	ROLLED CYLIDER	• *Zone for the mattress rolling-up, protected by anti-intrusion safety systems* • *It is forbidden to operate for any reason*

DRAWING 13 - **dangerous zone**

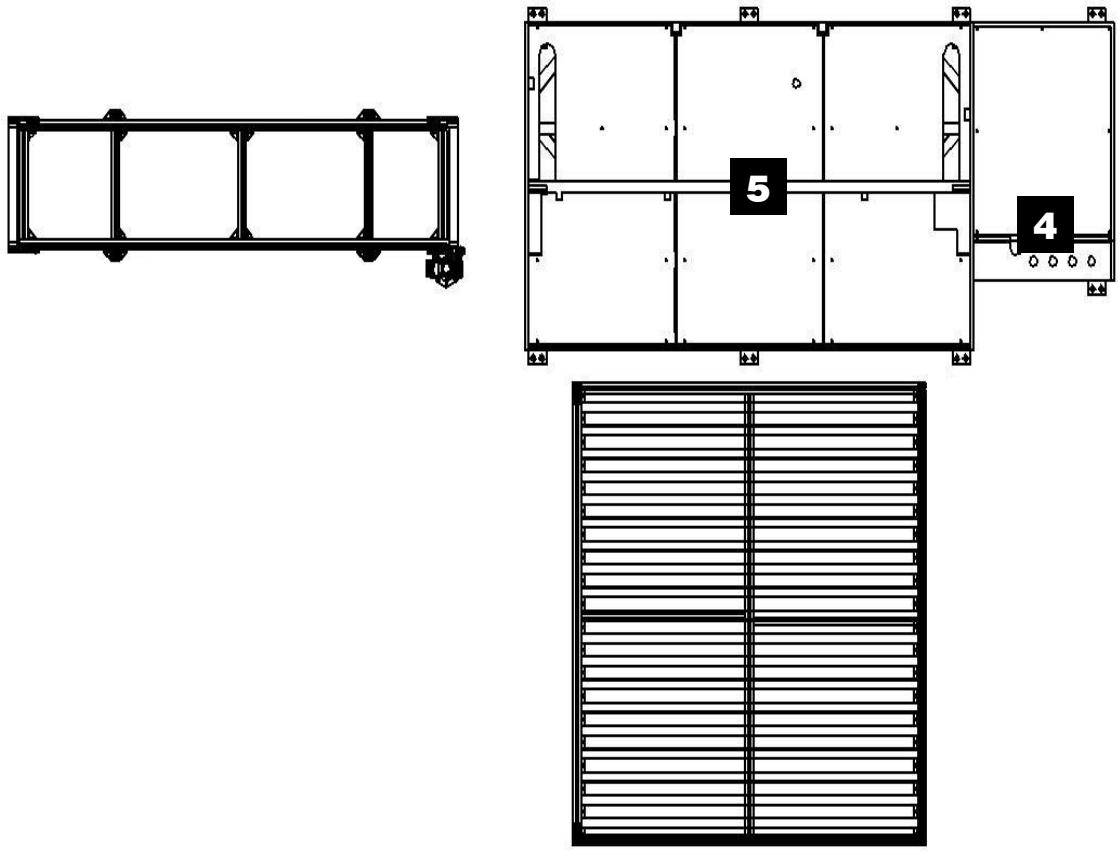

PATENT PENDING PATENT PENDING PATENT PENDING PATENT PENDING

11.2.3 - Residual hazard zone

They constitute all zones without continuous danger, but where particular attention must be paied.

TABLE 7 - residual hazard zone

zone	description	note
6	MATTRESS LOADING	• *Be careful each time that the conveour belt starts.*
7	MATTRESS UNLOADING	• *Pay attention to the mattress evacuation at the rolling-up cycle end.*

DRAWING 14 - **residual hazard zone**

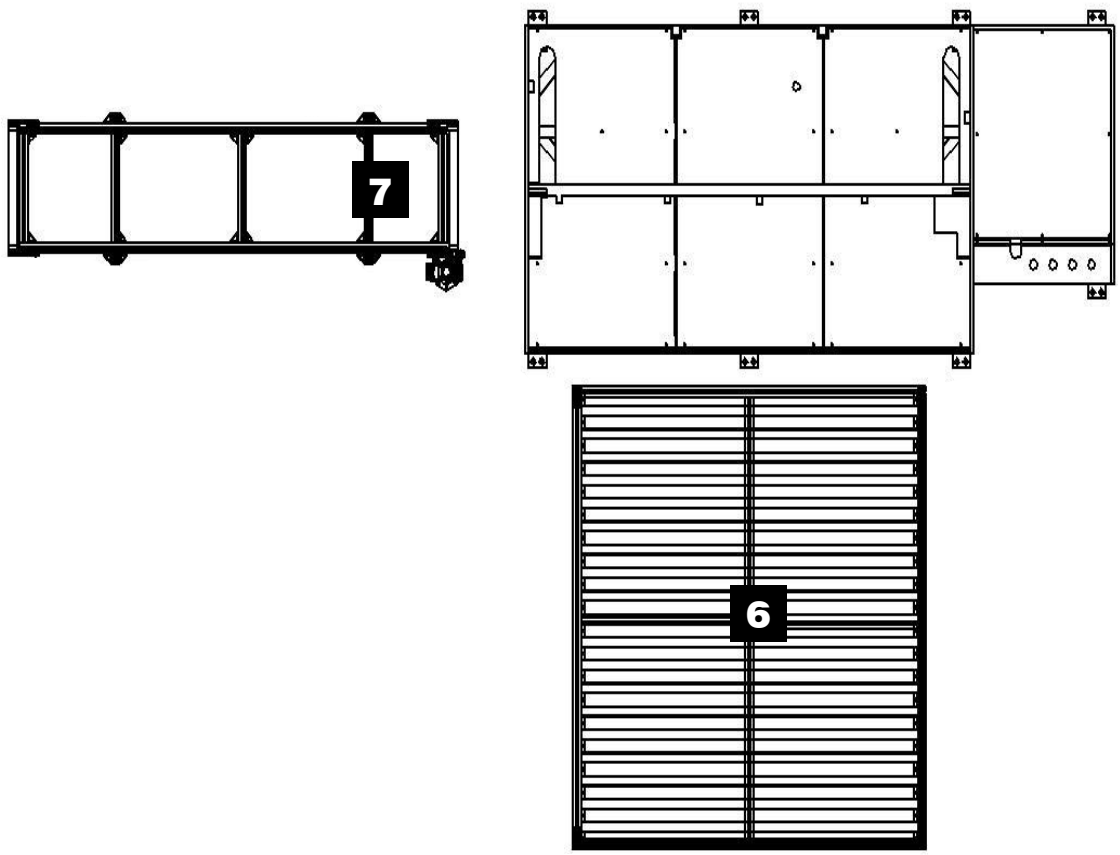

BROSIOMECCANICA costruzioni meccaniche BROSIOMECCANICA costruzioni meccaniche BROSIOMECCANICA costruzioni meccaniche